



SHROPSHIRE HEALTH AND WELLBEING BOARD

Report

Meeting Date	19 September 2024				
Title of report	Cost of Living - Dashboard				
This report is for (You will have been advised which applies)	Discussion and agreement of recommendations		Approval of recommendations (With discussion by exception)	x	Information only (No recommendations)
Reporting Officer & email	Rachel.robinson@shropshire.gov.uk				
Which Joint Health & Wellbeing Strategy priorities does this report address? Please tick all that apply	Children & Young People	x	Joined up working		x
	Mental Health		Improving Population Health		x
	Healthy Weight & Physical Activity		Working with and building strong and vibrant communities		x
	Workforce	x	Reduce inequalities (see below)		x
What inequalities does this report address?	Inequalities arising from factors affecting the cost of living among our residents, such as fuel costs, income, employment and house and rent prices.				

Report content - Please expand content under these headings or attach your report ensuring the three headings are included.

1. Executive Summary

This report presents to the Health and Wellbeing Board an update on Shropshire's Cost of Living dashboard, progress to date, future direction, and timescales.

2. Report

The Shropshire Cost of living interactive dashboard can be found here:

<https://app.powerbi.com/Redirect?action=OpenApp&appId=c36bab57-92cf-4323-b55d-d23d5152b2d4&ctid=b6c13011-372d-438b-bc82-67e4c7966e89>

The Cost of Living project started before Christmas 2023 and is based on the [Suffolk County Council's Cost of Living dashboard](#).

Shropshire's Cost of Living dashboard includes data from various public sources such as DWP (Department for Work and Pensions), ONS (Office for National Statistics), Education statistics and data from local partner organisations, such as Citizens Advice.

The dashboard includes the following sections:

- Household Spend
- Employment and Earnings
- Housing
- Health and Society

The dashboard went for comment to the Poverty and Hardship group in February 2024, involving statutory and VCSE (Voluntary, Charity and Social Enterprise) partners working to support people in hardship and poverty in Shropshire. This group feeds into the Social Taskforce. The dashboard was then reviewed by the Social Task Force Group in March and was circulated in August 2024, receiving positive feedback and interest. We are still waiting for data from other partners to incorporate into the tool, it will be an iterative intelligence product, and more data will be added as it becomes available.

Dashboard contents

← →

Cost Of Living Dashboard
 Contents

Page Information:

Use this page to navigate through the dashboard. The dashboard is split into themed sections, with multiple pages within each section.

Data within the dashboard will be updated automatically be updated.

The dashboard will be expanded over time to include additional data sources and visuals. For queries please contact public health and intelligence team.

Data Sources:

The latest available data is included in this report. However, some of the data sources within this report may only be updated annually, and in some cases, less frequently.

The reporting period will be clearly marked on each page and will vary by page.

Household Spend	<ul style="list-style-type: none"> <li style="background-color: #003366; color: white; padding: 2px 5px;">Inflation <li style="background-color: #003366; color: white; padding: 2px 5px;">Inflation By Category <li style="background-color: #003366; color: white; padding: 2px 5px;">Road Fuel Prices <li style="background-color: #003366; color: white; padding: 2px 5px;">Energy Costs <li style="background-color: #003366; color: white; padding: 2px 5px;">Fuel Poverty <li style="background-color: #003366; color: white; padding: 2px 5px;">Free School Meals
Employment & Earnings	<ul style="list-style-type: none"> <li style="background-color: #003366; color: white; padding: 2px 5px;">Employment Rate <li style="background-color: #003366; color: white; padding: 2px 5px;">Weekly Pay <li style="background-color: #003366; color: white; padding: 2px 5px;">Weekly Pay Map <li style="background-color: #003366; color: white; padding: 2px 5px;">Universal Credit Claimants <li style="background-color: #003366; color: white; padding: 2px 5px;">Universal Credit Claimants Trends <li style="background-color: #003366; color: white; padding: 2px 5px;">Universal Credit Claimants Demographics <li style="background-color: #003366; color: white; padding: 2px 5px;">Children in Relative Low Income
Housing	<ul style="list-style-type: none"> <li style="background-color: #003366; color: white; padding: 2px 5px;">House And Rent Prices <li style="background-color: #003366; color: white; padding: 2px 5px;">Homelessness
Health And Society	<ul style="list-style-type: none"> <li style="background-color: #003366; color: white; padding: 2px 5px;">Citizens Advice <li style="background-color: #003366; color: white; padding: 2px 5px;">Crime

Examples of reports by section:

Household spend: Fuel Poverty

← →

Household Spend
 Fuel Poverty

Page Information:

Fuel poverty in England is measured using the Low Income Low Energy Efficiency (LILEE) indicator. A household is considered to be fuel poor if they are living in a property with a fuel poverty energy efficiency rating of band D or below, and when they spend the required amount to heat their home, they are left with a residual income below the official poverty line. The most recent sub regional data was published in 2024 using 2022 data.

LA Name	Number of households	Number of households in fuel poverty
Shropshire	142,625	25,730

Proportion of households per area which were fuel poor in 2021

Area	Proportion (%)
West Midlands (Me...)	20.6%
Walsall	19.7%
East Staffordshire	18.1%
Shropshire	18.0%
Staffordshire Moorl...	18.0%
Newcastle-under-Ly...	18.0%
Dudley	17.4%
Staffordshire	15.8%
Cannock Chase	15.7%
Stafford	15.3%
Telford and Wrekin	14.9%
South Staffordshire	13.7%
Tamworth	13.6%
Lichfield	13.3%
England	13.1%
Solihull	12.7%

Proportion of households at LSOA Level

Note: The darker the gradient colour on the map, the higher the proportion of households in that

National Data
Data Source: BEIS Fuel Poverty SUB-regional Statistics
Data availability: Public
Latest Data to: 2022, published in 2024

Employment and Earning: Universal Credit claimants

Page Information:

This page shows the number of people in Shropshire that are claiming Universal Credit. People on Universal Credit includes those who have started Universal Credit and have not had a termination recorded for this spell. The rollout of Universal Credit is ongoing with existing benefit claimants being moved to Universal Credit. For this reason, Alternative Claimant Count should also be considered when assessing the number of benefits claimants in Shrewsbury. The Alternative Claimant Count measures the number of people claiming unemployment benefits by modelling what the count would have been if Universal Credit had been in place since 2013 with the broader span of people this covers. Use the 'Areas' and

Areas

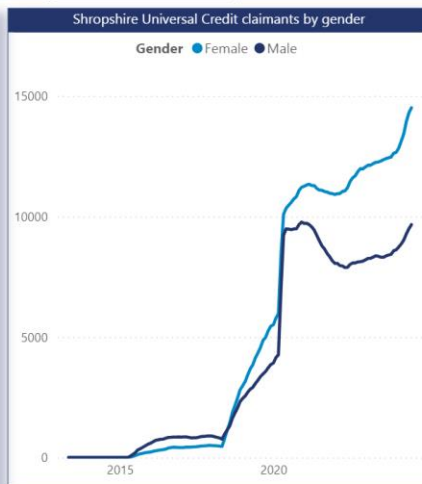
Shropshire

Age groups

All

Dates

3 Years
24/08/2021 - 23/08/2024



National Data

Data Source: DWP People On Universal Credit

Data availability: Public

Latest Data to: July 2024

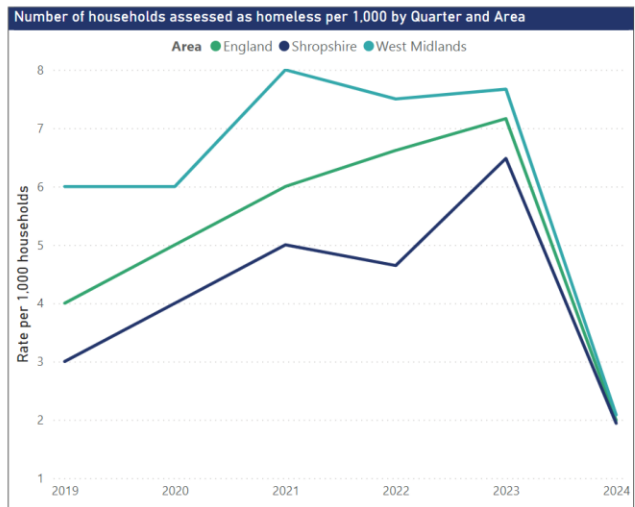
Housing: Homelessness

Comment-

Data on this page is collected by the Department for Levelling Up, Housing and Communities based on returns by local authorities. Local housing authorities report their homelessness activities under Part 7 of the Housing Act 1996 to DLUHC by completing the quarterly Homelessness Case Level Information Collection (H-CLIC) statistical return.

Household assessed as homeless

Households assessed as threatened with homelessness



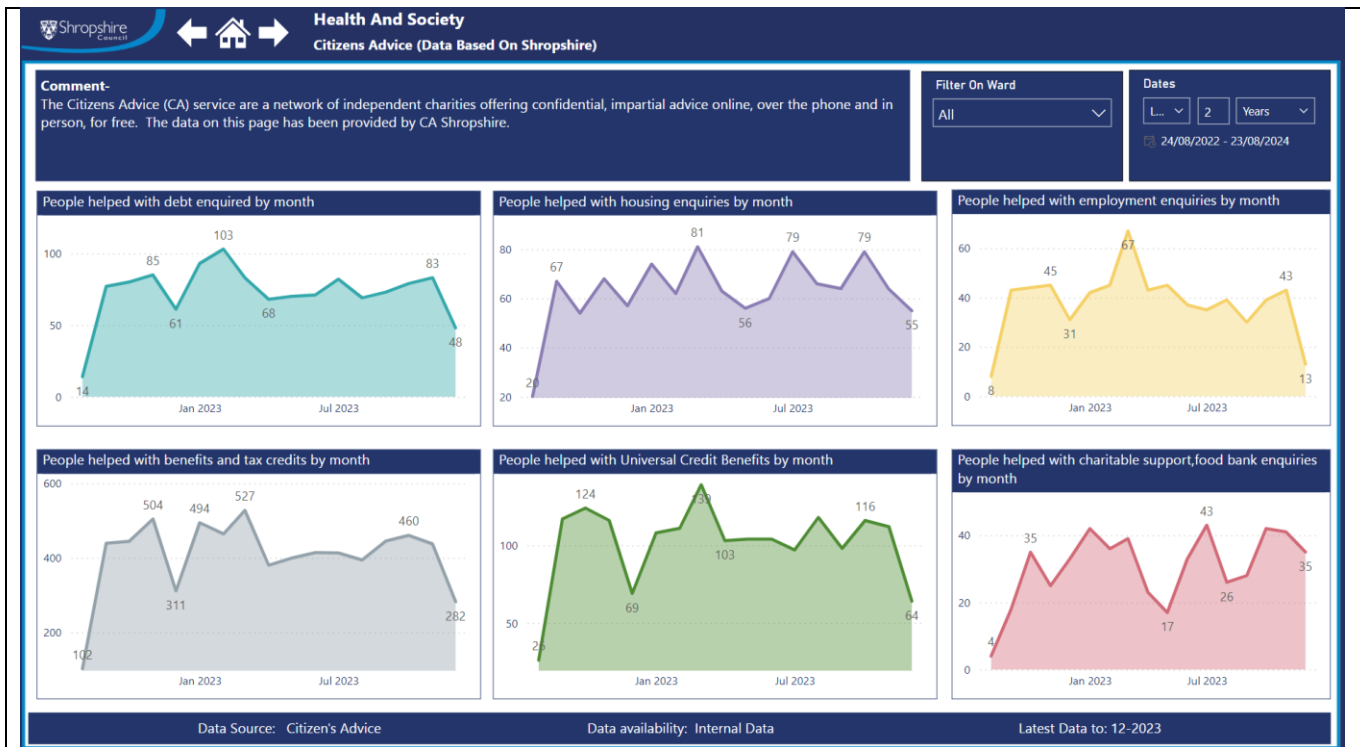
National Data

Data Source: DLUHC Statutory Homeless Statistics

Data availability: Public

Latest Data to: March 2024

Healthy & Society: Citizen's advice



Work continues with the integration of partner data, for example from VSCE partners. We aim to publish this tool on the public facing Shropshire Council website alongside the Economy dashboard to provide a set of tools to inform planning and decision making.

Risk assessment and opportunities appraisal (NB This will include the following: Risk Management, Human Rights, Equalities, Community, Environmental consequences, and other Consultation)	None	
Financial implications (Any financial implications of note)	None	
Climate Change Appraisal as applicable	None	
Where else has the paper been presented?	System Partnership Boards	Social Taskforce
	Voluntary Sector	Social Taskforce
	Other	-
List of Background Papers (This MUST be completed for all reports, but does not include items containing exempt or confidential information)		
Cabinet Member (Portfolio Holder) Portfolio holders can be found here or your organisational lead e.g., Exec lead or Non-Exec/Clinical Lead Cllr Cecilia Motley		
Appendices (Please include as appropriate)		